


GOLF

SUPPLY HOUSE

“CADDIE TO THE GOLF INDUSTRY”

2024 Signage Catalogue



OUR STORY



Major Markers was founded in 2006 in Muskegon, Michigan. Our family-owned company has deep roots in the metal casting industry that date back to the 1930's. Over the past 15 years we have evolved and expanded our products and capabilities by continuously upgrading manufacturing equipment and investing in our most valuable resource; our people. Major Markers has been built on our team's obsessive dedication to client satisfaction.

Innovative and creative ideas - combined with meticulous attention to detail - are the reason our products are featured prominently at the finest golf courses, private clubs, and residential neighborhoods around the world.

Uncompromising commitment to deliver the highest level of quality cast bronze and aluminum golf course signage is what our customers have come to expect. Our client brands are as important to us as our own, and you can be sure every project is unique. Let us help you "Cast Your Vision" and bring your ideas to life today!

CONTACT INFORMATION

1-800-705-1446

Customer Service: 22

Graphics: 23 & 32



WWW.MAJORMARKERS.COM



WWW.SIGNATURESTREETSCAPES.COM




WWW.PORTCITYARCHITECTURAL.COM



CONTENTS

	PAGE
CAST METAL TEE SIGNS	4 - 8
COURSE DIRECTIONAL	10 - 13
FACILITY WAYFINDING	14 - 15
COURSE CONDITION SIGNS	16 - 17
PRACTICE AREA MARKERS	18 - 19
IN-GROUND YARDAGE MARKERS	20 - 25
TEE MARKERS	26 - 29
ENGRAVED PLASTIC	32 - 37
CAST PLAQUES	38 - 45
MOUNTING STYLES & POST OPTIONS	46 - 51
COLOR & FINISH OPTIONS	52 - 53
A FEW THINGS TO REMEMBER...	54



STANDARD TEE SIGNS

Cast metal tee signs add to the golfer's experience while playing your course. Cast bronze and aluminum tee signs not only help identify each hole, but they do it with distinction like no other material can. Choose from 10 standard shapes in 7 different sizes. Don't see what you like? We can help you create something truly unique to your facility, call us today!

BRONZE

SIZE	SIGNATURE	CLASSIC	IMPERIAL
10" X 16"	TS - 1016 - BZ	TC - 1016 - BZ	TI - 1016 - BZ
12" X 14"	TS - 1214 - BZ	TC - 1214 - BZ	TI - 1214 - BZ
12" X 18"	TS - 1218 - BZ	TC - 1218 - BZ	TI - 1218 - BZ
14" X 20"	TS - 1420 - BZ	TC - 1420 - BZ	TI - 1420 - BZ
14" X 22"	TS - 1422 - BZ	TC - 1422 - BZ	TI - 1422 - BZ
16" X 22"	TS - 1622 - BZ	TC - 1622 - BZ	TI - 1622 - BZ
18" X 24"	TS - 1824 - BZ	TC - 1824 - BZ	TI - 1824 - BZ

ALUMINUM

SIZE	SIGNATURE	CLASSIC	IMPERIAL
10" X 16"	TS - 1016 - AL	TC - 1016 - AL	TI - 1016 - AL
12" X 14"	TS - 1214 - AL	TC - 1214 - AL	TI - 1214 - AL
12" X 18"	TS - 1218 - AL	TC - 1218 - AL	TI - 1218 - AL
14" X 20"	TS - 1420 - AL	TC - 1420 - AL	TI - 1420 - AL
14" X 22"	TS - 1422 - AL	TC - 1422 - AL	TI - 1422 - AL
16" X 22"	TS - 1622 - AL	TC - 1622 - AL	TI - 1622 - AL
18" X 24"	TS - 1824 - AL	TC - 1824 - AL	TI - 1824 - AL

STANDARD TEE SIGN STYLES


SIGNATURE

- Course Logo
- Hole Number
- Par Number



IMPERIAL

- Course Logo
- Hole Number
- Par Number
- Tee Box Yardages
- Color Dots (optional)
- Hand-painted Hole Map



CLASSIC

- Course Logo
- Hole Number
- Par Number
- Tee Box Yardages
- Color Dots (optional)



FULL COURSE PACKAGES - 18 TEE SIGNS, POSTS & CAPS



SIGNATURE SERIES

SIZE	BRONZE	ALUMINUM
10" X 16"	TSPKG-1016-BZ	TSPKG-1016-AL
12" X 18"	TSPKG-1218-BZ	TSPKG-1218-AL
14" X 20"	TSPKG-1420-BZ	TSPKG-1420-AL

CLASSIC SERIES

SIZE	BRONZE	ALUMINUM
12" X 18"	TCPKG-1218-BZ	TCPKG-1218-AL
14" X 20"	TCPKG-1420-BZ	TCPKG-1420-AL
16" X 22"	TCPKG-1622-BZ	TCPKG-1622-AL

IMPERIAL SERIES

SIZE	BRONZE	ALUMINUM
14" X 20"	TIPKG-1420-BZ	TIPKG-1420-AL
16" X 22"	TIPKG-1622-BZ	TIPKG-1622-AL
18" X 24"	TIPKG-1824-BZ	TIPKG-1824-AL


*NOTE: Packages above include: 8'-0", 3" Square Posts, 3" Ball Cap Finial, & Direct Mounting
For additional post options see page : 49*



DIRECT MOUNT



SIDE MOUNT



HANGER ARM MOUNT

MOUNTING PACKAGES *(Includes 18 units)*


STYLE	PRODUCT ID
DIRECT MOUNT	MTG-DM
SIDE MOUNT	MTG-SM
HANGER MOUNT	MTG-HA

TEE SIGN OPTIONS

IMPERIAL HOLE MAPS

Send us your hole graphics and we can recreate them in rich dimensional detail cast directly into your tee signs.

CALL FOR PRICING



SPONSOR SIGNS

A great way to generate extra revenue or identify important donors. Sponsor signs can be mounted along side your tee signs in a variety of ways.

NOTE: See page 44 for more details.



CUSTOM TEE SIGNS

Looking for something other than our standard designs? For the more particular customers seeking to complement the landscape and facility with a specific look, our graphics team can create a concept truly unique to your establishment. Call us with your ideas, we can help!



SINGLE POST MOUNTED TEE SIGNS



CLASSIC SERIES

SIZE	BRONZE	ALUMINUM
5" X 14"	TCSP-0514-BZ	TCSP-0514-AL
5" X 18"	TCSP-0518-BZ	TCSP-0518-AL

SIGNATURE SERIES

SIZE	BRONZE	ALUMINUM
5" X 10"	TSSP-0510-BZ	TSSP-0510-AL
5" X 12"	TSSP-0512-BZ	TSSP-0512-AL

IMPERIAL SERIES

SIZE	BRONZE	ALUMINUM
5" X 18"	TISP-0518-BZ	TISP-0518-AL
9" X 18"	TISP-0918-BZ	TISP-0918-AL



LSC-TSSP - PATTERN SETUP CHARGE FOR ORDERS LESS THAN 18 UNITS

NOTE: Call for pricing and availability on aluminum, plastic and IPE posts

BALL WASHER OPTIONS



700 SERIES BALL WASHER

700 series (7.2 pints)

PRODUCT ID
BW-700-RED
BW-700-GREEN
BW-700-BLACK



HEXAGON POST BASE

Cast aluminum free standing base with 42" length aluminum post and 2.375" diameter flat cap option

PRODUCT ID
BW-HEXBASE
BW-POST
FN-FLAT



BALL WASHER PLUNGER REPAIR KIT

Includes brushes, drains and all required stainless hardware

PRODUCT ID
BW-RPR



ALUMINUM BALL WASHER BRACKET

Fits most style ball washer units. **Includes fitter for round posts when requested*

PRODUCT ID
BW-BKT



CUSTOM COPPER BALL WASHER MEDALLION (MIRROR IMAGE)

Designed to display your course logo, hole information or sponsor and donor information.

PRODUCT ID
BWM-CUS



COTTON TRI-FOLD TOWEL

Available in green or black

PRODUCT ID
BW-TW



PLASTIC WASTE ENCLOSURE

10 gallon round recycled plastic waste enclosure. *18" diameter, 20" height*

Available in Black or Green

PRODUCT ID
GL-TC10



REFINE YOUR COURSE DIRECTION

Compliment the landscape of your course with cast bronze and aluminum directional signage. Cast metal signage is a tasteful and elegant way to communicate course direction with your patrons. Combine your logo with one of our many shapes and sizes available. Use up to 30 characters per sign (minimum letter size of 1”). All golfers, whether a club member, or a first-time visitor, will appreciate a well-marked golf course. Identify speed, play and other important areas of your course with prominent, yet, elegant signage. Sketch the desired layout of your sign and we will promptly provide drawings for your approval.

See our Gallery for more examples, pages 30-31 and 55-57.



SIZE	BRONZE	ALUMINUM
6" X 12"	DS - 0612 - BZ	DS - 0612 - AL
8" X 10"	DS - 0810 - BZ	DS - 0810 - AL
8" X 12"	DS - 0812 - BZ	DS - 0812 - AL
9" X 12"	DS - 0912 - BZ	DS - 0912 - AL
10" X 12"	DS - 1012 - BZ	DS - 1012 - AL
10" X 14"	DS - 1014 - BZ	DS - 1014 - AL
12" X 14"	DS - 1214 - BZ	DS - 1214 - AL
12" X 16"	DS - 1216 - BZ	DS - 1216 - AL
12" X 18"	DS - 1218 - BZ	DS - 1218 - AL
12" X 20"	DS - 1220 - BZ	DS - 1220 - AL
14" X 20"	DS - 1420 - BZ	DS - 1420 - AL
14" X 22"	DS - 1422 - BZ	DS - 1422 - AL
16" X 22"	DS - 1622 - BZ	DS - 1622 - AL



12" STOP SIGN

DESCRIPTION	PRODUCT ID
BRONZE BRUSHED SATIN	SS - 1212 - BS
ALUMINUM WITH BRUSHED SATIN	SS - 1212 - AS
ALUMINUM WITH ROLLED GOLD	SS - 1212 - AG



18" STOP SIGN

DESCRIPTION	PRODUCT ID
BRONZE BRUSHED SATIN	SS - 1818 - BS
ALUMINUM WITH BRUSHED SATIN	SS - 1818 - AS
ALUMINUM WITH ROLLED GOLD	SS - 1818 - AG



18" YIELD SIGN

DESCRIPTION	PRODUCT ID
BRONZE BRUSHED SATIN	YS - 18 - BS
ALUMINUM WITH ROLLED BLACK	YS - 18 - AS



GOLF CARTS STOP - 10" X 16"

DESCRIPTION	PRODUCT ID
BRONZE BRUSHED SATIN	TR - CART - BS
ALUMINUM WITH BRUSHED SATIN	TR - CART - AS
ALUMINUM WITH ROLLED GOLD	TR - CART - AG



12" CART CROSSING

DESCRIPTION	PRODUCT ID
BRONZE BRUSHED SATIN	TR - XING - BS
ALUMINUM WITH ROLLED BLACK	TR - XING - AS



12" PRIVATE PROPERTY - GOLF CARTS

DESCRIPTION	PRODUCT ID
BRONZE BRUSHED SATIN	PS - 12 - BZ
ALUMINUM WITH BRUSHED SATIN	PS - 12 - AS
ALUMINUM WITH ROLLED GOLD	PS - 12 - AG



SPEED LIMIT* - 12" X 14"

DESCRIPTION	PRODUCT ID
BRONZE BRUSHED SATIN	SPEED - 1214 - BZ
ALUMINUM BRUSHED SATIN	SPEED - 1214 - AS
ALUMINUM WITH ROLLED GOLD	SPEED - 1214 - AG

* Choose speed number at time of order.



PRIVATE PROPERTY - 14" X 9" OVAL

DESCRIPTION	PRODUCT ID
BRONZE BRUSHED SATIN	PP - OVAL - BZ
ALUMINUM BRUSHED SATIN	PP - OVAL - AS
ALUMINUM WITH ROLLED GOLD	PP - OVAL - AG



PGA PILL LOGO - 7" X 9.5"

DESCRIPTION	PRODUCT ID
BRONZE BRUSHED SATIN	PGA - PILL - BZ
ALUMINUM BRUSHED SATIN	PGA - PILL - AS
ALUMINUM WITH ROLLED GOLD	\$76.50 PGA - PILL - AG

* Purchaser must have trademark approval prior to purchase.



NO SOLICITORS - 14" X 7"

DESCRIPTION	PRODUCT ID
BRONZE	NS-1407-BZ
ALUMINUM	NS-1407-AS
ALUMINUM WITH ROLLED GOLD	NS-1407-AG



RESTROOM - 16" X 4"

DESCRIPTION	PRODUCT ID
BRONZE	RR-1604-BZ
ALUMINUM	RR-1604-AS
ALUMINUM WITH ROLLED GOLD	RR-1604-AG



PRO SHOP - 15" X 4"

DESCRIPTION	PRODUCT ID
BRONZE	PRO-1504-BZ
ALUMINUM	PRO-1504-AS
ALUMINUM WITH ROLLED GOLD	PRO-1504-AG



PRIVATE DRIVE - 18" X 12"

DESCRIPTION	PRODUCT ID
BRONZE	PD-1812-BZ
ALUMINUM	PD-1812-AS
ALUMINUM WITH ROLLED GOLD	PD-1812-AG



DO NOT ENTER - 18" X 12"

DESCRIPTION	PRODUCT ID
BRONZE	DNE-1812-BZ
ALUMINUM	DNE-1812-AS
ALUMINUM WITH ROLLED GOLD	DNE-1812-AG



TODAY'S CART RULES - 12" X 14"

DESCRIPTION	PRODUCT ID
BRONZE	TCR-1214-BZ
ALUMINUM	TCR-1214-AS
ALUMINUM WITH ROLLED GOLD	TCR-1214-AG



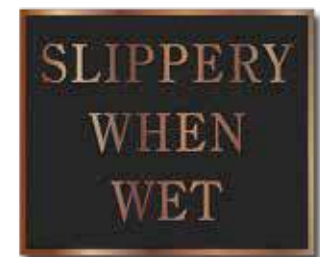
STAFF ONLY - 13" X 4"

DESCRIPTION	PRODUCT ID
BRONZE	SO-1304-BZ
ALUMINUM	SO-1304-AS
ALUMINUM WITH ROLLED GOLD	SO-1304-AG



NO PERSONAL COOLERS - 24" X 8"

DESCRIPTION	PRODUCT ID
BRONZE	NPCA-2408-BZ
ALUMINUM	NPCA-2408-AS
ALUMINUM WITH ROLLED GOLD	NPCA-2408-AG



SLIPPERY WHEN WET - 12" X 10"

DESCRIPTION	PRODUCT ID
BRONZE	SLIP-1210-BZ
ALUMINUM	SLIP-1210-AS
ALUMINUM WITH ROLLED GOLD	SLIP-1210-AG



LOCKER ROOM - 21" X 6"

DESCRIPTION	PRODUCT ID
BRONZE	LOCK-2106-BZ
ALUMINUM	LOCK-2106-AS
ALUMINUM WITH ROLLED GOLD	LOCK-2106-AG



MENS / LADIES ROOM - 13" X 4"

DESCRIPTION	PRODUCT ID
BRONZE	ROOM-1304-BZ
ALUMINUM	ROOM-1304-AS
ALUMINUM WITH ROLLED GOLD	ROOM-1304-AG



LADIES - 13" X 4" MEN'S - 10" X 4"

DESCRIPTION	PRODUCT ID
BRONZE	LM-1304-BZ
ALUMINUM	LM-1304-AS
ALUMINUM WITH ROLLED GOLD	LM-1304-AG



LADIES / GENTLEMEN - 13" X 4"

DESCRIPTION	PRODUCT ID
BRONZE	LG-1304-BZ
ALUMINUM	LG-1304-AS
ALUMINUM WITH ROLLED GOLD	LG-1304-AG



COURSE CONDITION SIGNS - 12" X 4"

DESCRIPTION	PRODUCT ID
BRONZE	CC-1204-BZ
ALUMINUM	CC-1204-AS
ALUMINUM WITH ROLLED GOLD	CC-1204-AG



CART PATH ONLY THIS HOLE - 13" X 7"

DESCRIPTION	PRODUCT ID
BRONZE	CPOTH-1307-BZ
ALUMINUM	CPOTH-1307-AS
ALUMINUM WITH ROLLED GOLD	CPOTH-1307-AG





REFLECTIVE TRAFFIC SIGNS

An effective yet economical way to add signage to busy areas of your facility. We can provide any standard DOT Traffic sign with the same reflectivity requirements specified by the Federal Government. Combined with decorative poles, bases and frames, you can maintain the distinctive look your facility demands.

VISIT OUR WEBSITE FOR ALL AVAILABLE OPTIONS



Learn more about our streetscape products.



EXTRUDED ALUMINUM SIGN FRAMES



STOP	SQUARE	RECTANGLE	YIELD	DIAMOND
18" (SF-SS01)	24" (SF-SQ02)	12" X 6" (SF-RT01)	24" (SF-YD01)	18" (SF-DM01)
24" (SF-SS02)	30" (SF-SQ03)	12" X 18" (SF-RT02)	30" (SF-YD02)	24" (SF-DM02)
30" (SF-SS03)	36" (SF-SQ04)	18" X 24" (SF-RT03)		30" (SF-DM03)
36" (SF-SS04)		24" X 30" (SF-RT04)		36" (SF-DM04)

COURSE WAYFINDING OPTIONS

POST & PANEL TRAFFIC SIGNS

Place signage in strategic positions to direct patrons when they are entering or leaving your facility. Our team can help find the best design solution and material to fit your needs and budget.



STREET SIGNS

Point to specific areas or identify important street names easily and effectively. Many styles and material options available.





Learn more about our streetscape products.



CUSTOM CAST WAYFINDING

Our wayfinding packages use complimenting designs, materials, colors and styles which communicate an aesthetic sensibility, sense of purpose, and a welcoming feeling. We take your ideas and consider both the design and application of each sign to determine proper fonts, size and design layout to maximize effectiveness. We can also incorporate logos or custom graphics that will help add brand identity to your commercial or residential development.





DYNAMIC SIGNAGE

Custom made to fit your courses message requirements. Our unique message slider system allows for quick and easy message changes to effectively communicate with your patrons.

- Pin Location
- Course Rule Signs
- Club Champions
- Driving Range
- Parking Designations



*Custom Shape



SIZE	BRONZE	ALUMINUM
10" X 12"	CR - 1012 - BZ	CR - 1012 - AL
12" X 14"	CR - 1214 - BZ	CR - 1214 - AL
12" X 18"	CR - 1218 - BZ	CR - 1218 - AL
14" X 20"	CR - 1420 - BZ	CR - 1420 - AL
14" X 22"	CR - 1422 - BZ	CR - 1422 - AL
16" X 22"	CR - 1622 - BZ	CR - 1622 - AL
18" X 24"	CR - 1824 - BZ	CR - 1824 - AL

QUICK CHANGE MESSAGE & NUMBER OPTIONS

Choose from our standard options below, or create your own unique message. Sliders are available in 2" height plates and a variety of lengths to fit your needs. Our slider plate system can easily be switched by sliding the appropriate message plates into anodized black extrusions that are attached to the surface of the sign face.



2" X 2" METAL NUMBERS

INDIVIDUAL NUMBERS	
BRONZE	ALUMINUM
NK-22-IN-BZ	NK-22-IN-AL
NUMBER KITS	
BRONZE	ALUMINUM
NK-22-11-BZ	NK-22-11-AL

4" X 3" METAL NUMBERS

INDIVIDUAL NUMBERS	
BRONZE	ALUMINUM
RP-43-BZ	RP-43-AL



BRONZE & ALUMINUM MESSAGE PLATES - 6", 8", 10", 12"

SIZE	BRONZE	ALUMINUM
6" X 2"	RP-62-BZ	RP-62-AL
8" X 2"	RP-82-BZ	RP-82-AL
10" X 2"	RP-10-BZ	RP-10-AL
12" X 2"	RP-12-BZ	RP-12-AL


CUSTOM MESSAGE - LSC-RP

8.0	10.5	90° RULE	USE 90° RULE	CART ON PATH	PATH ONLY	ROUGH ONLY
8.5	1	OPEN	CART PATH ONLY	OFF DUTY	90 DEGREE RULE	NO RESTRICTIONS
9.0	2	CLOSED	WINTER RULES	SCATTER	CART ON PATH ONLY	COURSE CLOSED
9.5	3	ON DUTY	SUMMER RULES	MATS	FAIRWAY ONLY	CHEMICALS APPLIED
10.0		LEFT	RIGHT	GRASS	WALKING ONLY	

1/8" ENGRAVED PLASTIC QUICK-CHANGE MESSAGE & NUMBER OPTIONS

NOTE: White plastic with engraved black copy, Minimum order fees may apply

2" X 2"	3" X 3"	2" X (6,8,10)" MESSAGE PLATE
NK-22-IN-PL (INDIVIDUAL NUMBER)	NK-33-IN-PL (INDIVIDUAL NUMBER)	RP-62-PL
NK-22-11-PL (NUMBER KIT 0-9)	NK-33-11-PL (NUMBER KIT 0-9)	RP-82-PL
SPECIFY NUMBERS AND MESSAGES WHEN ORDERING, SEE ABOVE. QUANTITY DISCOUNTS AVAILABLE, CALL FOR PRICING.		RP-102-PL



IN-GROUND RANGE PLAQUES

Mow over Range Markers are a perfect way to identify targets on the practice area. Locate plaques in different locations in your practice area to let golfers know the distance to targets and flags. Choose from our standard flag options below or have one custom designed to fit your needs.



SIZE	BRONZE	ALUMINUM
12" X 14"	RM - 1214 - BZ	RM - 1214 - AL
12" X 18"	RM - 1218 - BZ	RM - 1218 - AL
14" X 20"	RM - 1420 - BZ	RM - 1420 - AL
14" X 22"	RM - 1422 - BZ	RM - 1422 - AL
16" X 22"	RM - 1622 - BZ	RM - 1622 - AL
18" X 24"	RM - 1824 - BZ	RM - 1824 - AL

FLAG IDENTIFICATION RANGE MARKERS



SMALL MARKER

3, 4, 5 Flags



VERTICAL MARKER

6 to 7 Flags



MEDIUM MARKER

Up to 5 Flags



ROUND MARKER

Up to 7 Flags

SIZE	BRONZE	ALUMINUM	SIZE	BRONZE	ALUMINUM	SIZE	BRONZE	ALUMINUM	SIZE	BRONZE	ALUMINUM
5" X 7"	FF-3FLAG-BZ	FF-3FLAG-AL	5" X 12"	FF-6FLAG-BZ	FF-6FLAG-AL	10" X 8"	FF-1008-BZ	FF-1008-AL	10"	FF-10-BZ	FF-10-AL
5" X 9"	FF-4FLAG-BZ	FF-4FLAG-AL	5" X 13"	FF-7FLAG-BZ	FF-7FLAG-AL	12" X 10"	FF-1210-BZ	FF-1210-AL	11"	FF-11-BZ	FF-11-AL
5" X 10"	FF-5FLAG-BZ	FF-5FLAG-AL							12"	FF-12-BZ	FF-12-AL

LSC-FF

*Minimum order fees may apply

PUTTING GREEN HEADS & STICK OPTIONS

Standard 3.5" diameter putting green heads are available in bronze & aluminum. Both are available with a variety of accessories including cup bases and flag sticks, call us for all available options. Setup charges will apply for orders of less than 9 units.



Call for pricing on custom putting green head shapes.

3.5" STANDARD PUTTING GREEN HEAD

BRONZE	ALUMINUM
PGH-35-BZ	PGH-35-AL

LSC-PGH

*Minimum order fees may apply



BRONZE

BZ-BASE



ALUMINUM

AL-BASE

*Cup Bases are custom drilled for order, please advise hole/tap size requirements



Tournament flag sticks available in single and multi-color versions

PRODUCT ID

ROD-JTR-A

ROD-JTR-B



MARK YOUR COURSE WITH SIGNAGE THAT LASTS

In-Ground Yardage markers are an essential element of play for any golf course. Properly marked courses can speed the pace of play and make for a more enjoyable golf experience. Multiple border options are available at no additional cost, please specify your preference at time of order.



IN-GROUND MOUNT

Raised threaded bosses on back of marker sent with 2.5" length 1/4-20 stainless steel studs.

**Standard raised border option will be used if not specified*



***RAISED**



CUSTOM FONTS

Our standard font is "Century Old Style" for cast In-Ground markers. If you prefer another font style for your markers, in order to match an existing marker or coincide with your brand image, we can accommodate. A one-time setup charge to produce the custom font will be added, see below. Minimum number/character size is 1" height.



NOTE: Minimum character heights may be required



CIRCLE

Shown: Crimson Red / Polished Aluminum

SIZE	BRONZE	ALUMINUM
5"	MAC-05-BZ	MAC-05-AL
6"	MAC-06-BZ	MAC-06-AL
7"	MAC-07-BZ	MAC-07-AL
8"	MAC-08-BZ	MAC-08-AL
10"	MAC-10-BZ	MAC-10-AL
12"	MAC-12-BZ	MAC-12-AL



SQUARE

Shown: Antique / Polished Bronze

SIZE	BRONZE	ALUMINUM
5" X 5"	MAS-55-BZ	MAS-55-AL
6" X 6"	MAS-66-BZ	MAS-66-AL
7" X 7"	MAS-77-BZ	MAS-77-AL
8" X 8"	MAS-88-BZ	MAS-88-AL
10" X 10"	MAS-10-BZ	MAS-10-AL
12" X 12"	MAS-12-BZ	MAS-12-AL



RECTANGLE

Shown: Capri Blue / Polished Bronze

SIZE	BRONZE	ALUMINUM
5" X 3"	MAR-53-BZ	MAR-53-AL
6" X 4"	MAR-64-BZ	MAR-64-AL
7" X 5"	MAR-75-BZ	MAR-75-AL
8" X 6"	MAR-86-BZ	MAR-86-AL
9" X 7"	MAR-97-BZ	MAR-97-AL
10" X 7"	MAR-17-BZ	MAR-17-AL
10" X 8"	MAR-18-BZ	MAR-18-AL



OVAL

Shown: Gloss Black / Rolled Gold on Aluminum

SIZE	BRONZE	ALUMINUM
5" X 3"	MAO-53-BZ	MAO-53-AL
6" X 4"	MAO-64-BZ	MAO-64-AL
7" X 4"	MAO-74-BZ	MAO-74-AL
7" X 5"	MAO-75-BZ	MAO-75-AL
8" X 6"	MAO-86-BZ	MAO-86-AL
10" X 7"	MAO-17-BZ	MAO-17-AL
10" X 8"	MAO-18-BZ	MAO-18-AL

NOTE: See page 22 for additional details.

LOGO MARKERS



CIRCLE

SIZE	BRONZE	ALUMINUM
5"	LMC-05-BZ	LMC-05-AL
6"	LMC-06-BZ	LMC-06-AL
7"	LMC-07-BZ	LMC-07-AL
8"	LMC-08-BZ	LMC-08-AL
10"	LMC-10-BZ	LMC-10-AL
12"	LMC-12-BZ	LMC-12-AL



SQUARE

SIZE	BRONZE	ALUMINUM
5" X 5"	LMS-55-BZ	LMS-55-AL
6" X 6"	LMS-66-BZ	LMS-66-AL
7" X 7"	LMS-77-BZ	LMS-77-AL
8" X 8"	LMS-88-BZ	LMS-88-AL
10" X 10"	LMS-10-BZ	LMS-10-AL
12" X 12"	LMS-12-BZ	LMS-12-AL



RECTANGLE

SIZE	BRONZE	ALUMINUM
5" X 3"	LMR-53-BZ	LMR-53-AL
6" X 4"	LMR-64-BZ	LMR-64-AL
7" X 5"	LMR-75-BZ	LMR-75-AL
8" X 6"	LMR-86-BZ	LMR-86-AL
9" X 7"	LMR-97-BZ	LMR-97-AL
10" X 7"	LMR-17-BZ	LMR-17-AL
10" X 8"	LMR-18-BZ	LMR-18-AL



OVAL

SIZE	BRONZE	ALUMINUM
5" X 3"	LMO-53-BZ	LMO-53-AL
6" X 4"	LMO-64-BZ	LMO-64-AL
7" X 4"	LMO-74-BZ	LMO-74-AL
7" X 5"	LMO-75-BZ	LMO-75-AL
8" X 6"	LMO-86-BZ	LMO-86-AL
10" X 7"	LMO-17-BZ	LMO-17-AL
10" X 8"	LMO-18-BZ	LMO-18-AL

****NOTE**:** Logo markers above include either panel mount or screw mount. Please specify when ordering.
 *For more information about mounting see page 46.

CUSTOMIZED OPTIONS

Whatever your marker needs, we can accommodate. Custom sizes, shapes, fonts, logos or mountings, we have provided a variety of helpful solutions to customers over the years. Call us with your ideas, or questions and we will be happy to assist finding a solution that works for you.



CALL FOR PRICING

LOGO SETUP CHARGES FOR IN-GROUND & LOGO MARKERS

Choose from any of the standard shape and size options from pages 21 & 22. Calculate the setup charge for your marker based on total square inches and see corresponding charges listed below. There is a one-time setup charge for any unique logo, setup is waived on orders of more than 30 units.

SMALL LOGO	MEDIUM LOGO	LARGE LOGO
20 SQUARE INCHES	41-70 SQUARE INCHES	71-140 SQUARE INCHES
LSC-MKR	LSC-MKR2	LSC-MKR3
30+ MARKERS PURCHASED SETUP CHARGES WAIVED		



FAIRWAY PLATES

Cast metal mow-over fairway yardage plates are highly visible to golfers and help speed the pace of play. Choose from our standard sizes shown on page 21, or let us customize one for you.



ROUND TEE DISTANCE

SIZE	BRONZE	ALUMINUM
6"	TMD-06-BZ	TMD-06-AL
8"	TDM-08-BZ	TDM-08-AL
10"	TDM-10-BZ	TDM-10-AL
LSC-TDM		



RECTANGLE TEE DISTANCE

SIZE	BRONZE	ALUMINUM
8" X 6"	TDM-1006-BZ	TDM-1006-AL
10" X 8"	TDM-1008-BZ	TDM-1008-AL
12" X 10"	TDM-1210-BZ	TDM-1210-AL
LSC-TDM		



BEVELED MARKER

High polished beveled border with rich depth available in both bronze and aluminum

SIZE	BRONZE	ALUMINUM
6"	BEV-06-BZ	BEV-06-AL
8"	BEV-08-BZ	BEV-08-AL
10"	BEV-10-BZ	BEV-10-AL
10" X 8"	BEV-108-BZ	BEV-108-AL
LSC-BEV		



TEE BOX YARDAGE MARKER

Identify tee boxes with color dots and the distance to green. Add your logo or custom text, setup charges may apply.

SIZE	BRONZE	ALUMINUM
8"	TBM-08-BZ	TBM-08-AL
10"	TBM-10-BZ	TBM-10-AL



CUSTOM ONE LINE OF TEXT OPTIONS

"One-liners" are our specialty. Need to inform golfers of a hazard or specific distance on a hole? We can add one line of unique text for a small charge.

NOTE: Maximum 18 characters (including spaces)

SET-TX - PER MARKER

CART PATH MARKERS



Shown: 26077 Dark Bronze / Polished Bronze



Shown: Black / Polished Aluminum

BRONZE PYRAMID

PRODUCT ID	CUSTOM - BZ
PYZ-0-BZ	PYZ-CUZ-BZ

ALUMINUM PYRAMID

PRODUCT ID	CUSTOM - AL
PYZ-0-AL	PYZ-CUZ-AL

Cart Path markers come in standard yardages: 100, 150, 200, 250. Custom yardages are available for an additional charge, see above. Specify background colors from page 53 when placing order. Pyramid markers come standard with two threaded studs for mounting.

Marker measurements: 9" (l) x 5.25" (w) x 1.25" (h)



ARROWHEADS

Solid cast aluminum arrow with stainless steel spike mounting. Specify color from page 53.

PRODUCT ID
SC-AR
POWDER



ARROW WITH OVAL

8" x 5" cast aluminum arrow with stainless steel spike mounting. Hollow oval cast on both sides.

PRODUCT ID
SC-AR
POWDER
SC-OVAL



CART WITH ARROW

7" x 4" cast bronze or aluminum with stainless steel spike mounting.

ARROW	BRONZE	ALUMINUM
LEFT	MIC-L-BZ	MIC-L-AL
RIGHT	MIC-R-BZ	MIC-R-AL

NOTE: Arrowheads and Arrow with Oval can be drilled with a second spike for no additional cost. Please note at time of order

MOBILE INFO SIGNS



MOBILE INFO ARROWS



MOBILE INFO BELL END



MOBILE INFO RECTANGLE

10" X 4"		
MESSAGE	BRONZE	ALUMINUM
CARTS (LEFT)	MIA-CL-BZ	MIA-CL-AL
CARTS (RIGHT)	MIA-CR-BZ	MIA-CR-AL
NEXT TEE (LEFT)	MIA-NTL-BZ	MIA-NTL-AL
NEXT TEE (RIGHT)	MIA-NTR-BZ	MIA-NTR-AL

10" X 5"	
BRONZE	ALUMINUM
MIB-BELL-BZ	MIB-BELL-AL

10" X 5"	
BRONZE	ALUMINUM
MIR-RECT-BZ	MIR-RECT-AL

CHOOSE A NUMBER FROM THE LIST BELOW TO SELECT THE MESSAGE SHOWN ON SIGN

NOTE: Double sided options are available upon request. Design modifications may be required. Call for quote.

STANDARD MESSAGES

NO CARTS 1001	KEEP CARTS ON PATHS 1002	PLEASE KEEP OFF 1003	IRONS ONLY 1004	USE 90 RULE 1005
←NEXT TEE 1006	NEXT TEE → 1007	CARTS → 1008	←CARTS 1009	NO CHIPPING 1010
REPAIR BALL MARKS 1011	SLOW 1012	NO CARTS BEYOND HERE 1013	CART PATH ONLY 1014	DROP AREA 1015

LSC-MI

CENTENNIAL TEE MARKERS *



SHAPE 1



SIZE	BRONZE	ALUMINUM
4" X 6"	TM-01-A-BZ	TM-01-A-AL
5" X 7"	TM-01-B-BZ	TM-01-B-AL

SHAPE 2



SIZE	BRONZE	ALUMINUM
6" X 4"	TM-02-A-BZ	TM-02-A-AL
7" X 5"	TM-02-B-BZ	TM-02-B-AL

SHAPE 3



SIZE	BRONZE	ALUMINUM
4" X 6"	TM-03-A-BZ	TM-03-A-AL
5" X 7"	TM-03-B-BZ	TM-03-B-AL

SHAPE 4



SIZE	BRONZE	ALUMINUM
6" X 4"	TM-04-A-BZ	TM-04-A-AL
7" X 5"	TM-04-B-BZ	TM-04-B-AL

SHAPE 5



SIZE	BRONZE	ALUMINUM
5"	TM-05-A-BZ	TM-05-A-AL
6"	TM-05-B-BZ	TM-05-B-AL

SHAPE 6



SIZE	BRONZE	ALUMINUM
5"	TM-06-A-BZ	TM-06-A-AL
6"	TM-06-B-BZ	TM-06-B-AL

SHAPE 7



SIZE	BRONZE	ALUMINUM
4" X 6"	TM-07-A-BZ	TM-07-A-AL
5" X 7"	TM-07-B-BZ	TM-07-B-AL

SHAPE 8



SIZE	BRONZE	ALUMINUM
6" X 4"	TM-08-A-BZ	TM-08-A-AL
7" X 5"	TM-08-B-BZ	TM-08-B-AL



Custom Shapes Available - Call for Pricing
Setup charge will apply to all orders (including reorders) with less than 30 units

LSC-TM

* Double Sided * All tee markers come assembled with (x2) 1/4-20 4" length stainless steel spikes



LOLLYPOP TEE MARKER

Mounting spikes are cast into marker for easy and durable mounting. Use our standard 5" diameter shape shown to the left, or call us for custom shape and size options.

SIZE	BRONZE	ALUMINUM
5" SINGLE-SIDED	LTM-BZ	LTM-AL
5" DOUBLE-SIDED	LTM-BZ	LTM-AL

BRONZE MARKERS CAN HAVE SLIGHT BEND ADDED TO SPIKE FOR ADDITIONAL FEE

LSC-LTM
SETUP CHARGES WAIVED 30+ MARKERS PURCHASED



VERTICAL WEDGE TEE MARKER

Vertical wedge tee markers are available with both bronze and aluminum plates attached. Choose from 9 standard plastic wedge colors shown below. Includes (x2) screws with painted heads to match.

SIZE	BRONZE	ALUMINUM
3.25" X 4"	TM-PED-BZ	TM-PED-AL
3.25" X 4" PLAQUE ONLY	TM-VM-BZ	TM-VM-AL



LSC-PED SETUP CHARGES WAIVED 20+ MARKERS PURCHASED



LASER CUT TEE MARKERS

You can now have your club logo laser cut! Created for durability, these 11 gauge stainless steel tee markers will make a lasting impression on your course. Laser markers can be powder coated in a multitude of finishes. See page 53 for more details.

SIZE	PRODUCT ID
UP TO 80 SQUARE INCHES	Laser-TeeMKR

NOTE: Additional fees may apply on anything over 80 square inches.

Laser-TeeMKR-SETUP
SETUP CHARGES WAIVED 20+ MARKERS PURCHASED



TOURNAMENT TEE MARKERS

Large double-sided monument style tee markers are available in cast aluminum. Markers are mounted with two stainless steel spikes.

SIZE	PRODUCT ID
12" X 6.5"	TM-TOURN
LSC-TTM	
<i>SETUP CHARGES WAIVED 20+ MARKERS PURCHASED</i>	



MULTI-COLOR FINISH OPTION

Identify your tee box with color! We can incorporate additional colors into your marker design. See page 53 for standard color options or specify your Pantone color and we can match it. Charge will apply for each unique color added to your markers design, call us for pricing and details on markers using more than 3 colors.

MKR-COL (see page 53 for options)

CUSTOM TEE MARKERS



WEDGE STYLE TEE MARKER

Add your logo to these classic markers and refine the appearance of every tee box. Mounted with (x1) 5/16-18 5" length stainless steel spike provided.

Measurements: 6" diameter, 3.5" height at peak

SIZE	BRONZE	ALUMINUM
6"	WEDGE-BRONZE	WEDGE-ALUMINUM
LSC-WEDGE		
LOGO SETUP CHARGES WAIVED 20+ MARKERS PURCHASED		



CUSTOM TEE MARKERS

Call with your ideas, we can help make them reality. One-time pattern setup charge may apply based on quantity. We can work with logos or special symbols to help create a concept tee marker unique to your establishment.

* Single Sided

LASER CUT TEE DIVIDERS

This sleek NEW tee divider is made of 11 gauge stainless steel, and powder coated for superior longevity. The dimensions are 42"L x 3.5"W x 3.5"D (10lbs) and angled at 45 degrees. The logo is laser engraved on both sides. There is a minimum of 10 per order, per occurrence.

SIZE	PRODUCT ID
42" X 3.5" X 3.5"	Tee Divider

* No logo set up charges, see minimum order requirements. Includes powder coating with any standard RAL color from page 53, additional charges apply for custom colors.



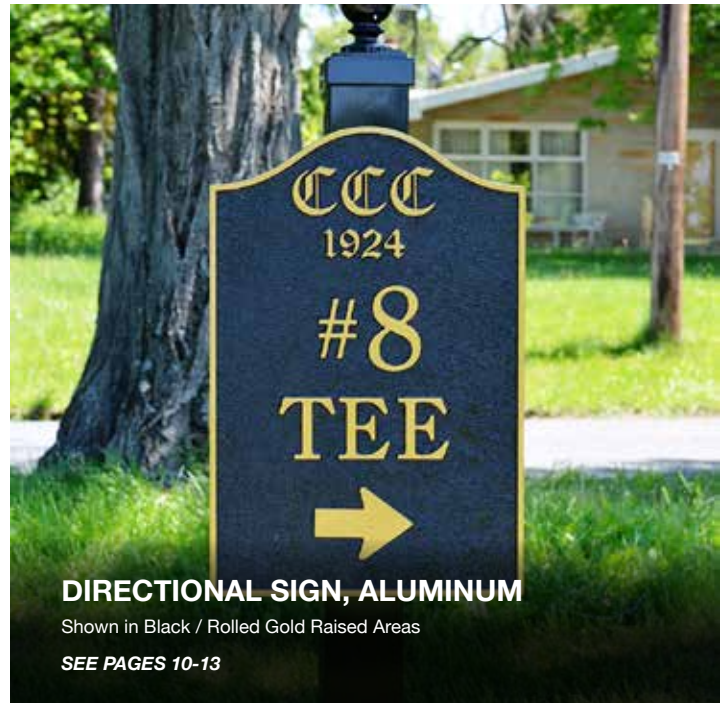
GALLERY



CUSTOM ENTRY SIGN, ALUMINUM

Shown in Black / Polished Raised Areas

SEE PAGE 38-41



DIRECTIONAL SIGN, ALUMINUM

Shown in Black / Rolled Gold Raised Areas

SEE PAGES 10-13



CUSTOM HDPE SIGN

Shown in Blue, White, Blue

SEE PAGES 32-34



ALUMINUM DIRECTIONAL SIGN

Shown in Black / Polished Raised Areas

SEE PAGES 10-13



BRONZE TEE SIGN, SIGNATURE SERIES

Shown in Black / Polished Raised Areas

SEE PAGES 4-8



CUSTOM FAIRWAY MARKER, ALUMINUM

Shown in American Blue / Rolled White Raised Areas


SEE PAGES 23



IN-GROUND YARDAGE MARKER, BRONZE WITH 3D LOGO

Shown in Black / Polished Raised Areas

SEE PAGES 20-23



MULTI-FINISH TEE MARKER, BRONZE

Shown in Deep Green / Antique Bronze
With Polished Raised Areas


SEE PAGES 26-29



CUSTOM CAST ALUMINUM SPIKE MARKER

Shown in Black / Polished Raised Areas

SEE PAGE 29



LOLLYPOP TEE MARKER, BRONZE

Shown in Crimson Red / Polished Raised Areas

SEE PAGE 27



CUSTOM TEE SIGN, CLASSIC SERIES, BRONZE

Shown in Black / Polished Raised Areas
With Ball Washer Setup

SEE PAGES 4-8



CAST PLAQUE, BRONZE

Shown in Antique Bronze / Polished Raised Areas

SEE PAGES 38-43



CUSTOM ALUMINUM PLAQUE

Shown in Pewter / Satin Clear Coat

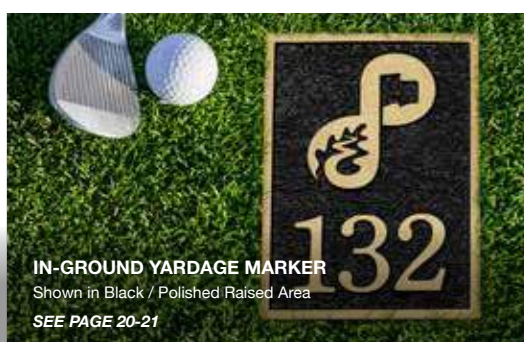
SEE PAGES 38-43



ARROWHEAD MARKER, ALUMINUM

Shown in Standard Powder Coat Finishes


SEE PAGE 24



IN-GROUND YARDAGE MARKER

Shown in Black / Polished Raised Area

SEE PAGE 20-21



TEE SIGN, CLASSIC SERIES, ALUMINUM

Shown in Black / Polished Raised Areas
Custom Tee Box Identification Flags

SEE PAGES 4-8



STABILITY & DISTINCTION

Custom engraved plastic signs are an appealing yet economical way to mark your course. Choose from our standard shapes and sizes shown, or send us your idea, the possibilities are endless. Several options are available for adding logos and other visual elements. Call us with your ideas and make them a reality today!

BORDER STYLES




INSET BORDER

NO BORDER

DOUBLE LINE

SHAPES & COLORS


For custom shapes or layouts, please provide us with a hand sketch. We can create full color renderings for your approval once provided with required information.



ENGRAVED TEE SIGN PACKAGES - INCLUDES 18 SIGNS

SIGNATURE

SIZE	PRODUCT ID
15" X 19"	PKG-PLS-1519-SS
18" X 24"	PKG-PLS-1824-SS
24" X 30"	PKG-PLS-2430-SS



CLASSIC

SIZE	PRODUCT ID
15" X 19"	PKG-PLS-1519-CS
18" X 24"	PKG-PLS-1824-CS
24" X 30"	PKG-PLS-2430-CS



IMPERIAL

SIZE	PRODUCT ID
15" X 19"	PKG-PLS-1519-IS
18" X 24"	PKG-PLS-1824-IS
24" X 30"	PKG-PLS-2430-IS



NOTE: Packages above include: Screw Mounting (x2) #10 - 1" Oval head provided unless specified. See page 46 for more information.

TAILOR MADE TEE SIGN OPTIONS - DESIGN YOUR OWN

SIZE	PRODUCT ID - DESCRIPTION
12" X 18"	HDPE-1218 - .500" THICKNESS ENGRAVED PLASTIC
14" X 20"	HDPE-1420 - .500" THICKNESS ENGRAVED PLASTIC
16" X 22"	HDPE-1622 - .500" THICKNESS ENGRAVED PLASTIC
18" X 24"	HDPE-1824 - .500" THICKNESS ENGRAVED PLASTIC
20" X 26"	HDPE-2026 - .500" THICKNESS ENGRAVED PLASTIC
22" X 28"	HDPE-2228 - .500" THICKNESS ENGRAVED PLASTIC
24" X 30"	HDPE-2430 - .500" THICKNESS ENGRAVED PLASTIC
30" X 40"	HDPE-3040 - .750" THICKNESS ENGRAVED PLASTIC
32" X 42"	HDPE-3242 - .750" THICKNESS ENGRAVED PLASTIC
34" X 46"	HDPE-3446 - .750" THICKNESS ENGRAVED PLASTIC
36" X 48"	HDPE-3648 - .750" THICKNESS ENGRAVED PLASTIC
40" X 48"	HDPE-4048 - .750" THICKNESS ENGRAVED PLASTIC



ENGRAVED LOGOS

Your logo can be precision cut directly into the sign board.

PLS-ENG



INSET LEXAN LOGO

UV stable color graphics are reverse printed on a protective shield and embedded into the sign.

PLS-INSET



RESIN COLOR FILL

Add color to your plastic signs with our unique resin process.

PLS-RESIN / PER COLOR PER SIGN



CUSTOM HOLE MAP

Hole maps are added to sign with engraved or inset options depending on the level of detail.

PLS-MAP



PACE OF PLAY SIGN - TODAY'S COURSE RULES - CLOCK

Available in the color options shown on page 32. Signs include 12" weatherproof clock mounted to sign face, which is accessible from the back of sign. Advise mounting when ordering.

14" X 24"	14" X 24"	14" X 24"	24" X 36"
PLS-S1200-A	PLS-S1200-B	PLS-S14006P	PLS-S1400

COURSE AND FAIRWAY SIGNS

15" x 9" engraved laminated plastic Fairway Signs. For custom messages refer to the setup charge shown below. Comes single sided with spike mounting, other mounting options available upon request.

PRODUCT ID
PLS-LG-GREEN
<i>Green / White / Green - Engraved</i>
LSC-CAF



STOP SIGNS

Engraved 1/2" thick HDPE stop sign, includes stainless steel mounting screws.

SIZE	PRODUCT ID
12"	PLS-FF-12
18"	PLS-FF-18
24"	PLS-FF-24
30"	PLS-FF-30

STANDARD MESSAGES

001	BAG DROP	019	← HOLE 10	037	NO METAL SPIKES
002	← BAG DROP	020	HOLE 10 →	038	PARK GOLF CARTS HERE
003	BAG DROP →	021	HOLE 10 ↑	039	PLEASE KEEP OFF
004	BAG DROP ↑	022	IRONS ONLY	040	PLEASE RAKE TRAP
005	CART PATH ONLY THIS HOLE	023	KEEP CARTS 30 FEET FROM GREEN	041	PRIVATE PROPERTY KEEP OUT
006	CARTS ↔	024	KEEP CARTS OFF APRONS	042	PUTTING GREEN CLOSED
007	← CARTS	025	KEEP CARTS ON PATH	043	RANGE CLOSED
008	CARTS →	026	KEEP CARTS OUT OF NATIVE GRASS	044	REPAIR BALL MARKS ON GREEN
009	CHEMICALS APPLIED TODAY	027	KEEP PACE OF PLAY	045	REPLACE DIVOTS
010	CLOSED	028	LESSONS ONLY	046	RESERVED PARKING
011	DROP AREA	029	MATS ONLY	047	RESTROOM
012	← EXIT	030	NATURAL AREA	048	SCATTER
013	EXIT →	031	← NEXT TEE	049	SLOW
014	EXIT ↑	032	NEXT TEE →	050	SUMMER RULES
015	GROUND UNDER REPAIR	033	NEXT TEE ↑	051	USE 90 RULE
016	HOLE ↑	034	NO CARTS	052	VALET PARKING
017	← HOLE 1	035	NO CARTS BEYOND THIS POINT	053	WET AREA
018	HOLE 1 →	036	NO CHIPPING	054	WINTER RULES

EASEL SIGNS



“Today’s Yardage” & “Golf Time” easels are made from 1/2” recycled plastic. Flags are filled with our special resin and your choice of color. Each easel is mounted with an aluminum hinge design for an easy to move and store design. See the standard layouts below or call us with your needs. We can customize any easel to meet your requirements.

16 X 24 EASEL WITH CLOCK

SINGLE SIDED	PRODUCT ID
GOLF TIME WITH 12" DIAMETER CLOCK	PC-GC300
DOUBLE SIDED	PRODUCT ID
GOLF TIME WITH 12" DIAMETER CLOCK	PC-GC301



16 X 24 TODAY'S YARDAGES

SINGLE SIDED	PRODUCT ID
3 FLAG	PC-ES351-3
4 FLAG	PC-ES351-4
DOUBLE SIDED	PRODUCT ID
3 FLAG	PC-ES351-3D
4 FLAG	PC-ES351-4D

CLOCKS

PRODUCT ID
CLK-12
CLK-18

22 X 32 TODAY'S YARDAGES

SINGLE SIDED	PRODUCT ID
4 FLAG	PC-ES350-4
5 FLAG	PC-ES350-5
6 FLAG	PC-ES350-6
7 FLAG	PC-ES350-7
DOUBLE SIDED	PRODUCT ID
4 FLAG	PC-ES350-4D
5 FLAG	PC-ES350-5D
6 FLAG	PC-ES350-6D
7 FLAG	PC-ES350-7D

CAN BE ADDED TO CAST METAL SIGNS FOR AN ADDITIONAL CHARGE.

COURSE INFORMATION SIGNS



ENVIRONMENTAL SIGNS

24" x 12" engraved laminate plastic signs available in two messages, see below.

ENVIRONMENTALLY PROTECTED AREA
DO NOT ENTER

ENV-1

ENVIRONMENTALLY PROTECTED AREA
NO CARTS

ENV-2

SIZE	PRODUCT ID
24" X 12"	PLS-ENV1
24" X 12"	PLS-ENV2



CUSTOM DIRECTIONAL

Create your own custom laminate plastic signage using options shown on page 32-34. Minimum character requirements and font styles may apply.



CUSTOM TEE MARKERS

We can create a custom plastic tee marker using a variety of manufacturing techniques and materials. Contact us with your ideas and we can develop conceptual artwork for your review.

CALL FOR PRICING

CUSTOMIZE TO FIT YOUR NEEDS

Let us help you customize your design whatever the application may be. Full color product renderings will be provided for your review and approval on all projects. Combine any of the materials or options you see in our catalogue to create unique signs for your golf course or facilities.






RECOGNITION, DEDICATION, COMMEMORATION & IDENTIFICATION

We can cast your custom plaque in any size or shape required, please call us with your needs. Our designers will work with you to ensure your commemorative, memorial, or dedication plaque ideas become a reality. Not sure whether to go with a cast aluminum or custom bronze plaque? Each material has distinct characteristics and advantages. Please call our customer service department for assistance in determining which material will work best for your particular application.

BACKGROUND TEXTURES

Choose from three background textures shown to the right. Pebble is our standard background texture and will be used if not specified otherwise. Additional charges may apply for Leatherette and Smooth texture options.




STANDARD

BORDER STYLES

- A. Single Line
- B. Double Line
- C. No Border
- D. *Beveled
- E. *Single Line Beveled

* Additional charges may apply



CAST PLAQUE LOGO & PORTRAIT OPTIONS

CUSTOM LOGO PAINTING

We can hand paint your logo for a small additional charge. Let us know the Pantone Colors you need to match and we will take care of the rest.

CALL FOR PRICING



BAS-RELIEF

Hand sculpted bust up to 7" height is cast separate and added to your plaque. Provides highlighted detail for rich dimensional tribute.

PRODUCT ID

BAS

ADDITIONAL LEAD TIME MAY APPLY

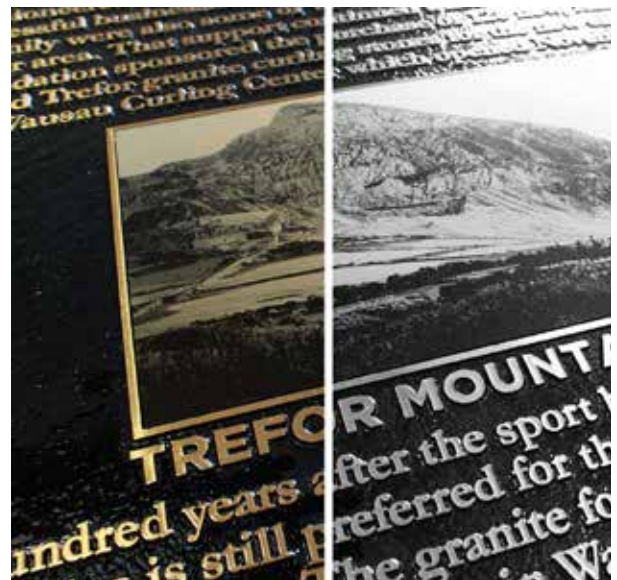


METAL PHOTO

Your image applied to photo sensitive aluminum sheet. Available in both "silver-tone" & "gold-tone" to match your plaque. Recommended for extremely detailed art or photographs. Suitable for exterior applications.

PRODUCT ID

METAL PHOTO (UP TO SIZE 8"X10")



CUSTOM PLAQUE PRICING

Customers are not charged for custom sizes or shapes. For a size not shown, use the next largest plaque size from the chart. The same applies for custom shapes. Simply take the length and width of the plaque you require and round up to the next available standard size.

● ECONOMY SIZES







NOTE: Image cast plaques are available, call for pricing



SIZE	BRONZE PQBZ	ALUMINUM PQAL
6 x 2		
6 x 3		
6 x 4		
6 x 5		
6 x 6		
6 x 7		
6 x 8		
6 x 9		
6 x 10		
6 x 12		
7 x 2		
7 x 3		
7 x 4		
7 x 5		
7 x 6		
7 x 7		
7 x 8		
7 x 9		
7 x 10		
7 x 12		
8 x 2		
8 x 3		
8 x 4		
8 x 5		
8 x 6		
8 x 7		
● 8 x 8		
8 x 9		
● 8 x 10		
● 8 x 12		
9 x 2		
9 x 3		
9 x 4		
9 x 5		
9 x 6		
9 x 7		



CUSTOM PLAQUE PRICING



		
SIZE	BRONZE <i>PQBZ</i>	ALUMINUM <i>PQAL</i>
9 x 8		
9 x 9		
9 x 10		
9 x 12		
10 x 2		
10 x 3		
10 x 4		
10 x 5		
10 x 6		
● 10 x 8		
● 10 x 10		
● 10 x 12		
12 x 2		
12 x 3		
12 x 4		
12 x 5		
12 x 6		
● 12 x 8		
12 x 9		
● 12 x 10		
● 12 x 12		
14 x 2		
14 x 4		
14 x 6		
14 x 8		
● 14 x 10		
● 14 x 12		
14 x 14		
15 x 10		
15 x 12		
16 x 2		
16 x 4		
16 x 6		
16 x 8		
● 16 x 10		
● 16 x 12		

		
SIZE	BRONZE <i>PQBZ</i>	ALUMINUM <i>PQAL</i>
16 x 14		
16 x 16		
18 x 2		
18 x 4		
18 x 6		
18 x 8		
18 x 10		
● 18 x 12		
18 x 14		
18 x 16		
● 18 x 18		
20 x 2		
20 x 4		
20 x 6		
20 x 8		
20 x 10		
20 x 12		
● 20 x 14		
● 20 x 16		
20 x 18		
20 x 20		
22 x 2		
22 x 4		
22 x 6		
22 x 8		
22 x 10		
22 x 12		
● 22 x 14		
● 22 x 16		
22 x 18		
22 x 20		
22 x 22		
24 x 2		
24 x 4		
24 x 6		
24 x 8		

● ECONOMY SIZES

CUSTOM PLAQUE PRICING

		
SIZE	BRONZE PQBZ	ALUMINUM PQAL
24 x 10		
24 x 12		
● 24 x 14		
24 x 16		
● 24 x 18		
24 x 20		
24 x 22		
24 x 24		
<hr/>		
26 x 2		
26 x 4		
26 x 6		
26 x 8		
26 x 10		
26 x 12		
26 x 14		
26 x 16		
26 x 18		
26 x 20		
26 x 22		
26 x 24		
26 x 26		
<hr/>		
28 x 2		
28 x 4		
28 x 6		
28 x 8		
28 x 10		
28 x 12		
28 x 14		
28 x 16		
28 x 18		
28 x 20		
28 x 22		
28 x 24		
28 x 26		
28 x 28		
30 x 2		

		
SIZE	BRONZE PQBZ	ALUMINUM PQAL
30 x 4		
30 x 6		
30 x 8		
30 x 10		
30 x 12		
30 x 14		
30 x 16		
30 x 18		
30 x 20		
30 x 22		
30 x 24		
30 x 26		
30 x 28		
30 x 30		
<hr/>		
32 x 2		
32 x 4		
32 x 6		
32 x 8		
32 x 10		
32 x 12		
32 x 14		
32 x 16		
32 x 18		
32 x 20		
32 x 22		
32 x 24		
32 x 26		
32 x 28		
32 x 30		
32 x 32		
<hr/>		
34 x 2		
34 x 4		
34 x 6		
34 x 8		
34 x 10		
34 x 12		

● ECONOMY SIZES

CUSTOM PLAQUE PRICING

SIZE	BRONZE PQBZ	ALUMINUM PQAL
34 x 14		
34 x 16		
34 x 18		
34 x 20		
34 x 22		
34 x 24		
34 x 26		
34 x 28		
34 x 30		
34 x 32		
34 x 34		
36 x 2		
36 x 4		
36 x 6		
36 x 8		
36 x 10		
36 x 12		
36 x 14		
36 x 16		
36 x 18		
36 x 20		
36 x 22		
36 x 24		
36 x 26		
36 x 28		
36 x 30		
36 x 32		
36 x 34		
36 x 36		

● ECONOMY SIZES





ADD-PLATE PLAQUES & NAMEPLATES

Removable nameplates are a perfect way to add names and logos on new or existing plaques. Plaques can be designed to accommodate nameplates for future additions. Available in a variety of sizes, call us with your request and we can design a plaque to fit your needs.

CALL FOR PRICING



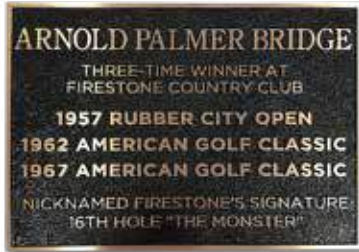
SPONSOR & STORY SIGNS

Have your tee signs tell a story, or even generate revenue! Displaying company logos or advertising below your tee sign is a great benefit for both courses and their sponsors. Recognition of important individuals or events within your organization can also be displayed for all patrons to see. Call us with your ideas and we can help your vision become a beautiful reality.

MTG-SPONSOR
INCLUDES SET OF 2 BRACKET CLIPS
SIGN PRICED SEPARATELY

MEMORIAL AND COMMEMORATIVE

The game of golf is full of memorable moments and events. Cast bronze and aluminum plaques are the perfect way to mark a significant event in your organizations history.



ONE OF A KIND PLAQUES

We are dedicated to making sure important events in the game of golf are preserved for years to come. Let us help you create a show piece that your organization is proud to display for years to come.



DEDICATION PLAQUES

Create a lasting tribute for your event, building, individual or historic event with long lasting cast metal plaques. We can assist you through the design process including help choosing the material, size and layout that best fits your needs. Incorporate custom graphics, special fonts, logos or other memorable designs at no additional charge.

See pages 40-43 for additional details.



MOUNTING STYLES

CONCEALED STUD




Plaque has a flat back or a return so sign will lay flat against surface. Threaded studs provided to mount.

- 10-24 (2.5" length)
- 1/4-20 (3.5" length)
- 5/16-18 (3.5" length)

NO CHARGE

ROCK MOUNTING



Plaque has (4) bosses located on back with (4) 3.5" length 1/4-20 fully threaded stainless steel studs provided to mount.

NO CHARGE


SPONSOR SIGN / HANGING



Sponsors hang below existing sign using provided brackets and hardware. See page 42 for additional details on available mounting styles.

SEE PAGE 44

EYE - BOLT



Two stainless steel eye-bolts are threaded into raised on back edge on sign. Eye-bolt size determined by size/weight of sign. Customer must specify "center-to-center" distance and placement on back of sign before approval. Standard is 1/4-20 eye-bolt.

MTG-EYEBOLT

* See proof for additional details

PANEL MOUNTING



Two holes drilled and tapped for 10-24 studs on back of part. Provided with stainless steel setscrews, nuts and washers used to fasten part from the backside of mounting panel. Advise thickness of panel so proper hardware can be sent.

NO CHARGE

SCREW MOUNTING



Oval or Flat Head screws through the face of the sign into mounting surface. Screws painted to match sign background.

#4 SCREW

Drill 0.1875" / Head 0.225" / Length 0.75"

#6 SCREW

Drill 0.1875" / Head 0.279" / Length 0.75"

#8 SCREW

Drill 0.25" / Head 0.332" / Length 1"

#10 SCREW

Drill 0.25" / Head 0.385" / Length 1.55"

NO CHARGE

IN-GROUND MOUNTING



Plaque has (x2) raised threaded bosses located on back with 2.5" length 1/4-20 stainless steel studs.

NO CHARGE



DIRECT MOUNT

Sign is fastened through post and threads into bosses on back of sign with provided stainless steel hardware.

See post options on page 49.

NOTE: If mounting to an existing post please inform us on post size and we can provide hardware.

NOTE: If double-sided direct mounting is necessary riv nut hardware is required. This style mounting requires drilling both sides through the face (top and bottom) and (2) machine screws are provided with painted heads to match the sign background.

MTG-DM - NO CHARGE



DOUBLE POST

Used to mount larger size signs, similar to “Direct Mount” style. Posts come pre-drilled to match sign and include all required hardware

See post options on page 49..

NO CHARGE



SIDE MOUNT

Aluminum “L-brackets” are secured to back of sign. Brackets are then secured to pre-drilled post using provided stainless steel hardware.

Not available for double-sided sign.

MTG-SM



PODIUM MOUNT

Bosses are cast into the back of the plaque and match the angled mounting plate welded to post. Stainless steel mounting hardware provided. Specify post length when ordering, see page 49 for post options.

MTG-PM

DOES NOT INCLUDE POST

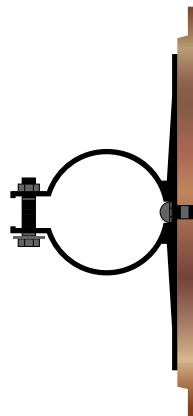


HANGER ARM MOUNT

Aluminum arm is fastened to the back of sign and attached to post. Sign can mount off either side of post.

Double sided mounting is available and requires 2 signs mounted back-to-back. Call for details and pricing.

MTG-HA



POST WRAP BRACKETS

Using extruded bracket sets, signs can wrap around existing 2.375”, 3”, 4” diameter posts. Includes a set of two brackets and all required hardware.

SIZE	PRODUCT ID
2.375"	Z-238
3"	Z-300
4"	Z-400



COLLAR HANGER ARM

Our decorative wrap style hanger arm fits both 3" & 4" diameter posts. Available with a variety of options including dual mounted arms and hanging basket options. Collar is custom designed to compliment posts and bases, made of cast aluminum. Call us for more details and pricing.

MTG-CL-3
DOES NOT INCLUDE POST

MTG-CL-4
DOES NOT INCLUDE POST



WELDED YARD ARM

Welded yard arm posts are custom built for your sign order. Arms are welded directly to post before powder coating and drilled so that signs can easily be attached with minimal assembly. Price does not include post, see page 49 for options.

MTG-YA1

ALUMINUM POWDER COATED POSTS



SQUARE



SMOOTH



FLUTED

LENGTH	2" SQUARE	3" SQUARE	4" SQUARE	3" SMOOTH	4" SMOOTH	3" FLUTED	4" FLUTED
6'-0"	POST-SQ-22-06	POST-SQ-33-06	POST-SQ-44-06	POST-SM-0306	POST-SM-0406	POST-FL-0306	POST-FL-0406
7'-0"	POST-SQ-22-07	POST-SQ-33-07	POST-SQ-44-07	POST-SM-0307	POST-SM-0407	POST-FL-0307	POST-FL-0407
8'-0"	POST-SQ-22-08	POST-SQ-33-08	POST-SQ-44-08	POST-SM-0308	POST-SM-0408	POST-FL-0308	POST-FL-0408
CUSTOM-POSTS	PER FOOT	PER FOOT	PER FOOT	PER FOOT	PER FOOT	PER FOOT	PER FOOT

NOTE: Posts over 7' - 0" may require LTL freight - see our terms and conditions.

DIRECT BURIAL POSTS



Design for use with concrete installation. We recommend 18" to 24" of post burial depth. Size and depth of concrete varies according to local soil conditions. Concrete foundations should extend above ground level and be larger in diameter than the base to prevent damage and to ensure finish will be protected for years to come.

See base options page 50.

SURFACE MOUNT POSTS



Designed to be used when pole is mounted above grade and fastened with anchors or "J-bolts" in concrete.

CALL FOR PRICING



COLONIAL

SIZE	PRODUCT ID	SPECS
3"	BS-03B	HEIGHT: 31" FOOTPRINT: 12"
4"	BS-04B	HEIGHT: 30.5" FOOTPRINT: 12"
SPLIT BASE		



STREETSCAPE

SIZE	PRODUCT ID	SPECS
3"	BS-03A	HEIGHT: 32" FOOTPRINT: 12"
4"	BS-04A	HEIGHT: 32" FOOTPRINT: 12"
SPLIT BASE		



MINI AMERICANA

SIZE	PRODUCT ID	SPECS
3"	BS-03F	HEIGHT: 10" FOOTPRINT: 9"
4"	BS-04F	HEIGHT: 10" FOOTPRINT: 9"
SOLID BASE		



LEGEND

SIZE	PRODUCT ID	SPECS
3"	BS-03H	HEIGHT: 20" FOOTPRINT: 13"
4"	BS-04A	HEIGHT: 18.5" FOOTPRINT: 13"
SOLID BASE		



HANOVER

SIZE	PRODUCT ID	SPECS
3"	BS-03E	HEIGHT: 17.5" FOOTPRINT: 8"
SOLID BASE		



CORINTHIAN

SIZE	PRODUCT ID	SPECS
3"	BS-03C	HEIGHT: 24" FOOTPRINT: 7.5"
SOLID BASE		

CAST ALUMINUM POST CAPS



ACORN

SIZE	PRODUCT ID
3" DIAMETER	FN-0103
4" DIAMETER	FN-0104



GLOBE

SIZE	PRODUCT ID
3" DIAMETER	FN-0203
4" DIAMETER	FN-0204



BALL CAP

SIZE	PRODUCT ID
2" SQUARE	FN-1022
3" SQUARE	FN-1033
4" SQUARE	FN-1044



PINECONE

SIZE	PRODUCT ID
3" DIAMETER	FN-TH01



IMPERIAL

SIZE	PRODUCT ID
3" SQUARE	FN-1233
4" SQUARE	FN-1244



NEWEL

SIZE	PRODUCT ID
2" SQUARE	FN-1122
3" SQUARE	FN-1133
4" SQUARE	FN-1144



CORINTHIAN ROUND

SIZE	PRODUCT ID
3" DIAMETER	FN-TH07
4" DIAMETER	FN-TH08



CORINTHIAN SQUARE

SIZE	PRODUCT ID
3" SQUARE	FN-TH09
4" SQUARE	FN-TH10



OUR FINISHES...WHY THEY ARE THE BEST

We finish all of our products using the highest quality materials, equipment and processes in the industry. Unlike other companies, we do not keep our finishing techniques and materials a secret from the customer. We want our customers to know how products are being finished so they are comfortable in knowing they will receive the highest quality coatings available. Over the years we have perfected our process with help from Matthews Paint Company and PPG. Our signs and markers have undergone rigorous testing in scratch, solvent and salt spray testing facilities. We are confident you will not find a better coating system that allows for such a diverse selection of colors (Pantone Matching System) available in the sign and marker industry. We do it right, without cutting corners or using inferior coatings. Visit our website to learn all the details on how your signage is being finished, care and maintenance instructions and more.



Learn more about our finishes.

STANDARD BACKGROUND COLOR OPTIONS*



Learn more about our finishes.



JET BLACK
MATCHES RAL: BENGAL BLACK



NATURAL WHITE
MATCHES RAL: BENGAL WHITE



DURANGO GREY
MATCHES RAL: 7030



BRUSHED ALUMINUM
MATCHES PP: ALLOY SILVER



RICH BROWN
MATCHES RAL: 8016



MEDIUM BRONZE
MATCHES PP: FORD ADOBE



DARK BRONZE
MATCHES PP: STATUARY BRONZE



TUCSON GOLD
MATCHES PP: GOLDTASTIC



JONQUIL YELLOW
MATCHES RAL: 1018



CANTERBURY CREAM
MATCHES RAL: 1015



MEXICALI RED
MATCHES RAL: 3003



CRIMSON RED
MATCHES RAL: 3020



DEEP GREEN
MATCHES RAL: 6005



MOSS GREEN
MATCHES RAL: 6010



NAVY BLUE
MATCHES RAL: 5011



CAPRI BLUE
MATCHES RAL: 5002



AMERICAN BLUE
MATCHES RAL: 5005



ELECTRIC BLUE
MATCHES RAL: 5015

NATURAL FINISH OPTIONS



ANTIQUE (BRONZE)



RAW BRONZE (BRONZE)



PEWTER (ALUMINUM)

RAISED SURFACE FINISH OPTIONS



POLISHED BRONZE



POLISHED ALUMINUM



ROLLED RAISED COLOR



STANDARD POWDER COAT COLOR OPTIONS*

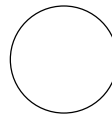


Check out our powder coat options.



JET BLACK

Tiger Drylac
Bengal Black



NATURAL WHITE

Tiger Drylac
Bengal White



MOSS GREEN

Tiger Drylac
RAL 6005



SOFT RUBBED BRONZE

Prismatic powder
UMB 1326

DESCRIPTION	PRODUCT ID
SETUP CHARGE - ADD FOR EACH ADDITIONAL COLOR PER YARDAGE/FAIRWAY MARKER	MKR-COL
PANTONE MATCHING SYSTEM - COLOR MATCH*	PMS
POWDER COAT SMALL ITEM CHARGE - SPECIFY RAL COLOR TO BE USED	POWDER
SETUP CHARGE FOR "PRISMATIC" POWDER COAT FINISH	POWDER-PRISM
SETUP CHARGE FOR CUSTOM RAL POWDER COAT *SPECIFY RAL NUMBER WITH ORDER	POWDER-RAL

BEFORE ORDERING OR REQUESTING A QUOTE...

We're eager to provide you with a quote and begin production on your custom cast products, however there are a few basic pieces of information we need first that will allow us to provide you with the fastest service and avoid costly mistakes. If you have questions, please give us a call at 800-705-1446

PART NUMBER

You can find the part number in the "Product I.D." section on the product page. For custom products that are not listed in the catalog, please provide us with as much applicable information from the categories below to help us prepare an accurate proposal.

SIZE

Let us know the exact or approximate dimensions of the product. If you are unsure what size is best, let us know and we can help. We will also advise you, during the quoting process, if there is a less expensive or alternative layout that may be usable.

SETUP CHARGES

Some products require a setup charge before certain quantities have been met. See the product page for details or call our customer service department for pricing.

SHAPE

Standard shape options are shown on the product page. Custom shapes are available for an additional charge. Call our design team to discuss options and pricing.

LOGO

If you would like a logo on your sign, please provide us with the artwork and we can determine if the format is acceptable for proofing and production. Logo files must be in one of the following formats: PDF, black and white JPG, Illustrator, or EPS. Logos sent in other formats which require design time may result in additional charges.

SIGN INFORMATION

What information will appear on the sign? Signs can have any number of different characters including text, logos, directional arrows, special characters and more. By providing us with this information at the time of the quote, we can determine what type of sign is best suited for displaying your desired information, and thus quote an accurate price.

BACKGROUND COLOR

Refer to "Background Color Options" on page 53 to choose from the standard colors available. You can also request a custom color match for a small additional charge. Please provide Pantone color number(s) for custom color requests at the time of your quote.

MATERIAL & RAISED FINISH

Cast aluminum and bronze signs have a raised finish option, see page 53. All raised areas can be either polished or painted with any of our standard background colors.

MOUNTING STYLE

Advise which mounting style you prefer, see "Mounting Styles" on page 46-47. Depending on the type of product being ordered, several mounting options are available. If a custom mounting application is required, call us for details. Additional costs may be associated with creating a custom mounting assembly.

SPECIAL INSTRUCTIONS

If you have a special request for the way your sign is to be manufactured, finished, or shipped, please let us know. All special instructions need to be noted when requesting a quote.

OTHER HELPFUL THINGS TO INCLUDE:

- Drawings, artwork, hand drawn sketches, or photos of the product we are quoting
- Physical samples of the product you are trying to match or duplicate
- Appropriate contact information and delivery instructions (*Including: Name, phone number, shipping address, lift-gate, etc.*)
- Time sensitivity of the project
- Microsoft Excel or Word documents with listed sign information/yardages and marker requirements



MULTI-FINISH COURSE DIRECTIONAL, ALUMINUM

Shown in Deep Green with Polished Raised Areas (with custom fill colors)

SEE PAGE 10-13



COURSE DIRECTIONAL, ALUMINUM

Shown in Jet Black with Polished Raised Areas

SEE PAGE 11



700 SERIES BALL WASHER

Shown in Black

SEE PAGE 9

GALLERY



SINGLE POST MOUNTED TEE SIGN, BRONZE

Shown in Black/ Polished Raised Areas

SEE PAGES 8



CUSTOM 3D TEE MARKER

Shown in Antique Rubbed Bronze

SEE PAGES 29




Signature
Streetscapes
a division of Port City Architectural Signs



CLASSIC BLADE TRIM
3" Fluted Post with Streetscapes Bases
Gloss Black Powder Coat Finish
SEE QR CODE ABOVE



LASER CUT TEE MARKER
Shown in Goldtastic
SEE PAGE 29



CUSTOM SPIKE TEE MARKER, ALUMINUM

Shown in Black with Custom Finishing

SEE PAGE 29



LASER CUT TEE MARKERS

Shown in RAL 5005

SEE PAGES 29



TEE SIGN, CLASSIC SERIES, BRONZE

Shown in Black / Polished Raised Areas

Concealed Stud Mounting

SEE PAGES 4-8



VERTICAL WEDGE TEE MARKER, BRONZE

Shown in Capri Blue / Polished Raised Areas

SEE PAGE 27



TEE SIGN, SIGNATURE SERIES, ALUMINUM

Shown in Black / Polished Raised Areas

SEE PAGES 4-8

LEAD TIMES GUIDE

Lead time is the time from order approval (art has final approval and PO is submitted) to the time the product is ready to ship. It is important that the Purchase Order and Design Proof match. Please use the guide below for estimating lead time for projects that you are proposing to your clients. If you have questions or need to speak with our team, please call us at 1-800-705-1446

1 | TEE SIGNS AND PACKAGES



TEE SIGNS (QTY 1-6 PIECES)	REPEAT DESIGN 3-4 WEEKS NEW DESIGN 5-6 WEEKS
SIGNATURE SERIES PACKAGE	4 WEEKS
CLASSIC SERIES PACKAGE	5-6 WEEKS
IMPERIAL SERIES PACKAGE	5-6 WEEKS
SINGLE POST MOUNTED	4-5 WEEKS
CUSTOM TEE SIGNS	5-6 WEEKS

2 | DIRECTIONAL COURSE CONDITION, RANGE & CUSTOM PLAQUES



STANDARD DIRECTIONAL (p. 11-13)	3-4 WEEKS
MOBILE INFO (p.24-25)	3-4 WEEKS
PYRAMID MARKERS (p.24)	QTY 1-50: 3 WEEKS QTY 50-180 : 4-5 WEEKS QTY 180-300: 5-6 WEEKS
PUTTING GREEN HEADS	STANDARD: 4 WEEKS CUSTOM: 5-6 WEEKS

CUSTOM CAST PLAQUES & NAMEPLATES	<p>SMALL: 3-4 WEEKS (1-3 pc - Less than 120 sq inches)</p> <p>MID RANGE: 4-5 WEEKS (1-3 pc - 121-249 Sq inches)</p> <p>LARGE: 5-8 WEEKS* (1-3 pc - 250+ Sq inches)</p> <p><i>Cast plaques over 36"x36" may take 6-8 weeks depending on order requirements</i></p> <p>METAL PHOTOS: 5-6 WEEKS</p>
**Includes: Sponsor Signs, Custom Directionals, Wayfinding, Custom Street Signs Application or casting	

3 | IN-GROUND & LOGO MARKERS



STANDARD OR PATTERNS ON FILE (0-50 sq. inches)	20 or less: 3-4 WEEKS 21-80 pc: 4-5 WEEKS 81+ pc: 5-6 WEEKS
STANDARD OR PATTERNS ON FILE (50+ sq inches)	10 or less: 3 WEEKS 11-30 pc: 4 WEEKS 31+ pc: 5-6 WEEKS
REQUIRES A CUSTOM PATTERN & NEW LOGO MARKERS	ADD 1 WEEK TO ABOVE

4 | TEE MARKERS



STANDARD TEE MARKERS (OR PATTERNS ON FILE)	50 or less: 3-4 WEEKS 51-180 pc: 4-5 WEEKS 181-300 pc: 5-6 WEEKS 301+ BASED ON JOB
WEDGES & 3PC MARKERS	40 or less: 4 WEEKS 41-120 pc: 5 WEEKS 121+ pc: 5-6 WEEKS
LASER CUT TEE MARKERS	ANY QTY: 4 WEEKS
CUSTOM SHAPES	ADD 1-2 WEEKS DEPENDING ON OVERALL SIZE/SHAPE/ COLOR OPTIONS

5 | POSTS, CAPS & BASES

STANDARD COLOR FINISH	3-4 WEEKS
CUSTOM COLOR	4-5 WEEKS

6 | PLASTIC SIGNS (HDPE)

1-10 PIECES	3-4 WEEKS
10-20 PIECES	4-5 WEEKS
OVER 25 PIECES	CONTACT OFFICE FOR ESTIMATE

OTHER FACTORS

CUSTOM OR MULTI COLOR

Add 1 or more weeks for production

EXTENSIVE PATTERN REQUIREMENTS

If we don't have a pattern on file for a repeat job at least 2 weeks will need to be added to create the pattern

VENDOR RELATED DELAYS

For custom materials that are not in stock, such as custom textured powder coatings, custom cast add-ons (metal photos, bas relief) and furnishings, please contact us for lead times.

SALES REPRESENTATIVES

Sales Rep	E-Mail	Phone	Area
Nathan Brooks	nathan@gshcanada.com	(289) 835-7518	GTA
Brendan Garvey	brendang@gshcanada.com	(800) 268-7934 ext 125	Ontario, Atlantic
Michael Hand	mike@gshcanada.com	(289) 293-1006	BC, Manitoba, Sask
Michael Huynh	michaelh@gshcanada.com	(800) 268-7934 ext 126	Ottawa, Quebec, Atlantic
Bruce Paterson	bruce@gshcanada.com	(519) 878-1973	SW Ontario
Taylor Ross	taylor@gshcanada.com	(705) 719-3423	Alberta
Quebec Distributor			
Jean-Guy Poirier Golf	order@jgpgolf.com	(800) 363-2060	Quebec

OFFICE

British Columbia Office		
Rod Halsall	General Manager	rod@gshcanada.com
Candice Chai	Web Graphics/Marketing	candice@gshcanada.com
Ontario Office		
Tim Middleton	National Sales Manager	timm@gshcanada.com
Mansoor Elahi	Controller	mansoor@gshcanada.com
Derek Russell	Turf, Netting & Special Projects Coordinator	derek@gshcanada.com
Custom, Art and Graphics Department		
Sharon Ryan	Custom Order Coordinator	sharon@gshcanada.com

ONTARIO

#300-36 Morrow Road

Barrie, ON L4N 3V8

BRITISH COLUMBIA

#111 - 1776 Broadway Street

Port Coquitlam, BC V3C 2M8

TOLL FREE 800-268-7934

sales@gshcanada.com

WEB www.shop.gshcanada.com

TWITTER & INSTAGRAM [@golfsupplyhouse](https://www.instagram.com/golfsupplyhouse)

LINKED IN <http://www.linkedin.com/company/golf-supply-house>